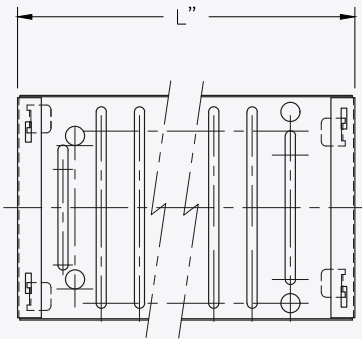




DEAERATOR SOLUTIONS.COM

OFFICE (913)384-2500 | CELL (913)648-7600 | INFO@DEAERATORSOLUTIONS.COM

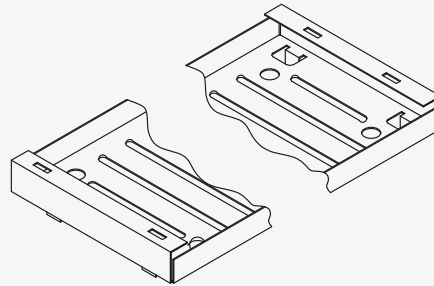
6 x 1 x L TRAY



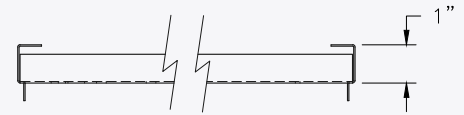
TOP VIEW



END VIEW



ISOMETRIC



FRONT VIEW

UNI-PAC TYPE
PARAFLOW
FITS:
CRANE
COCHRANE
NEWTERRA

NOTE:

L(IN)	PART NO.	MATERIAL	THICKNESS(GA)
36	T36061_00	430 S.S.	22
30	T30061_00	430 S.S.	22
24	T24061_00	430 S.S.	22
18	T18061_00	430 S.S.	22

**Replaces all 6x1xL in UNI-PAC "TYPE" Trays
(including: Newterra and Crane Cochrane)**

**Materials 430 SS per HEI
Lengths of 18"-24"-30"-36"**



PROUD DISTRIBUTOR OF



Kansas City Deaerator
C O M P A N Y

www.deaerator.com